

Appendix 5 - 2022/23 Q1

CHILDREN’S SERVICES, EDUCATION AND LIFELONG SKILLS

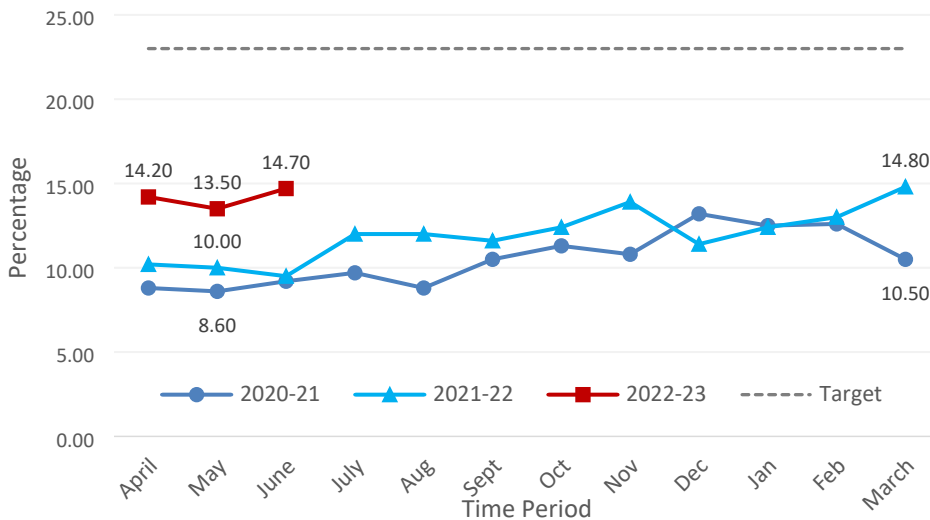
Cabinet Member: Councillor Debbie Andre

Portfolio Responsibilities:

- Adoption
- Fostering
- Disabled Children Support
- Respite Care
- Early Help
- Care Leavers
- Safeguarding
- Short Breaks
- Youth Service
- Special Educational Needs
- Alternative Education
- Early Years Development
- School Improvement
- Schools
- Asset Management
- Home to School Transport

Performance Measures

Percentage of children becoming the subject of Child Protection Plan for a second or subsequent time (within two years of the previous plans end date).



Aim: The percentage of children transferred for a second or subsequent occasion remains below 23 percent.

UN Sustainable Development Goal: 3

Most Recent Status: June 2022

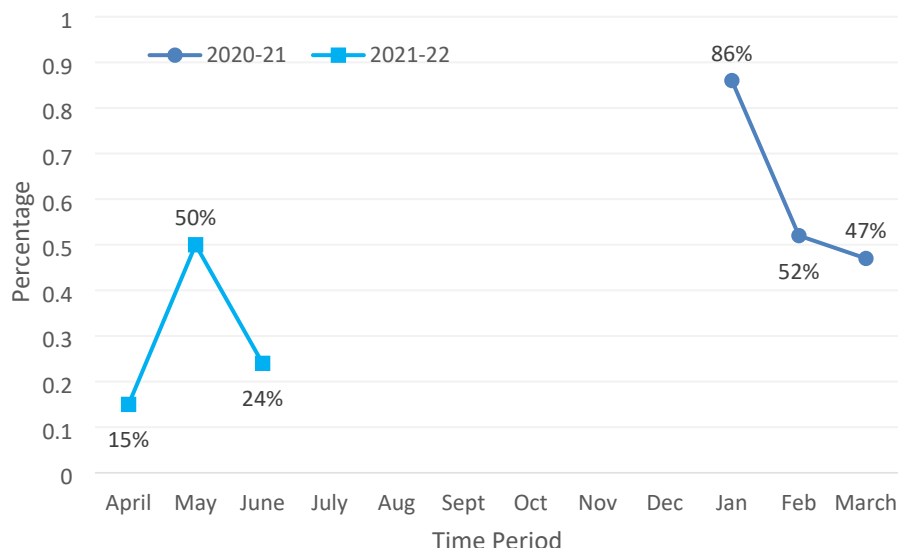
GREEN

Previous Status: March 2022

GREEN

- For children subject to a second or subsequent child protection plan within two years, each one is reviewed by the management team.
- The percentage has remained consistent and continues to be below target.
- The reason for the second or subsequent child protection plan is analysed with the majority being because of associated issues with the first child protection plan such as domestic abuse, adult substance misuse and/or adult mental health.

Percentage of early help cases closed with outcomes achieved



Aim: Increase in the percentage of cases closed with outcomes achieved

UN Sustainable Development Goal: 3

Most Recent Status: June 2022

Monitoring Measure Only

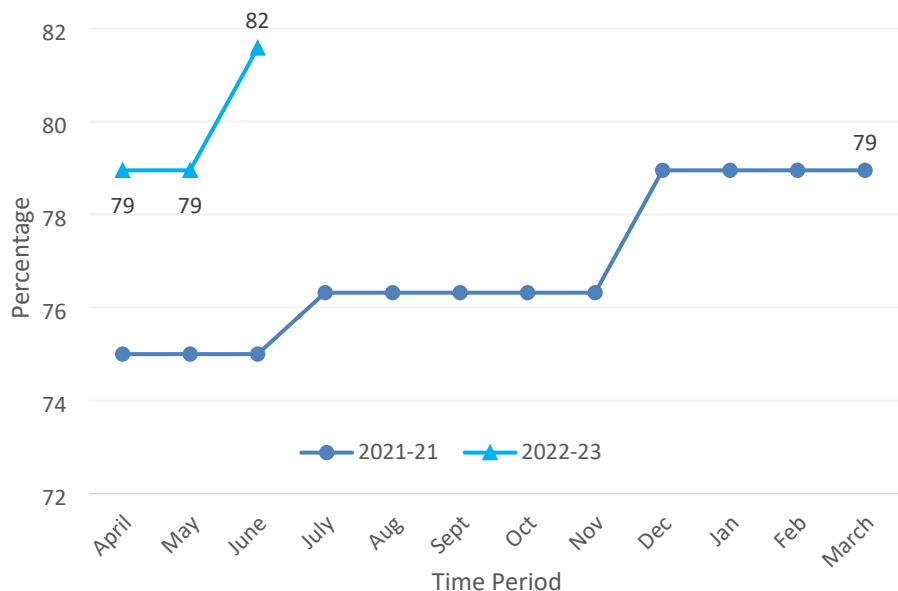
Previous Status: March 2022

Monitoring Measure Only

- This is a new measure introduced in the 2021 Corporate plan, and as such data is limited.
- There are various reasons for closure of Early Help cases, of which outcomes is one. The number of closed cases and of those with outcomes achieved is shown in the below table
- Many of the cases reported during this period were closed under the category of 'other', which makes it hard to distinguish whether outcomes have been achieved.

	Jan	Feb	Mar	April	May	June
Cases Closed	21	44	58	13	50	42
Cases Closed with outcomes achieved	18	23	27	2	25	10

Percentage of primary schools graded as good or outstanding in the most recent inspection (not including schools with no inspection score)



Aim: Increase in the percentage of schools graded good or outstanding in the most recent inspection

UN Sustainable Development Goal: 4

Most Recent Status: June 2022

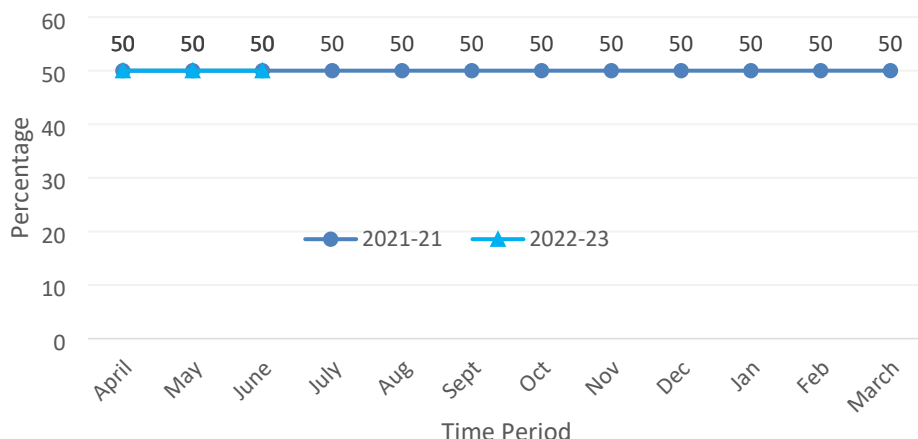
Monitoring Measure Only

Previous Status: March 2022

Monitoring Measure Only

- We remained stable at 79 percent through Quarter 1, though with the Chillerton and Rookley Primary school inspection in June rising from Requires Improvement to Good, the percentage has now risen to 81.58.
- This compares with 86 percent mean average for all English unitary authorities for the 2020/21 academic year

Percentage of secondary schools graded good or outstanding in the most recent inspection



Aim: Increase in the percentage of schools graded good or outstanding in the most recent inspection

UN Sustainable Development Goal: 4

Most Recent Status: June 2022

Monitoring Measure Only

Previous Status: March 2022

Monitoring Measure Only

- The percentage of secondary schools rated good or outstanding remained consistent at 50 percent for the last 2 years.
- This compares with 72 percent mean average for all English unitary authorities for the 2020/21 academic year.

Percentage of all Isle of Wight LA Schools graded good or outstanding in most recent inspection

Schools	Inadequate	Requires Improvement	Good	Outstanding	Ungraded
48	0	10	38	0	0
	0.00%	21%	79%	0.00%	0.00%
	21%		79%		0.00%

Aim: Increase in the percentage of schools graded good or outstanding in the most recent inspection

UN Sustainable Development Goal: 4

Most Recent Status: June 2022

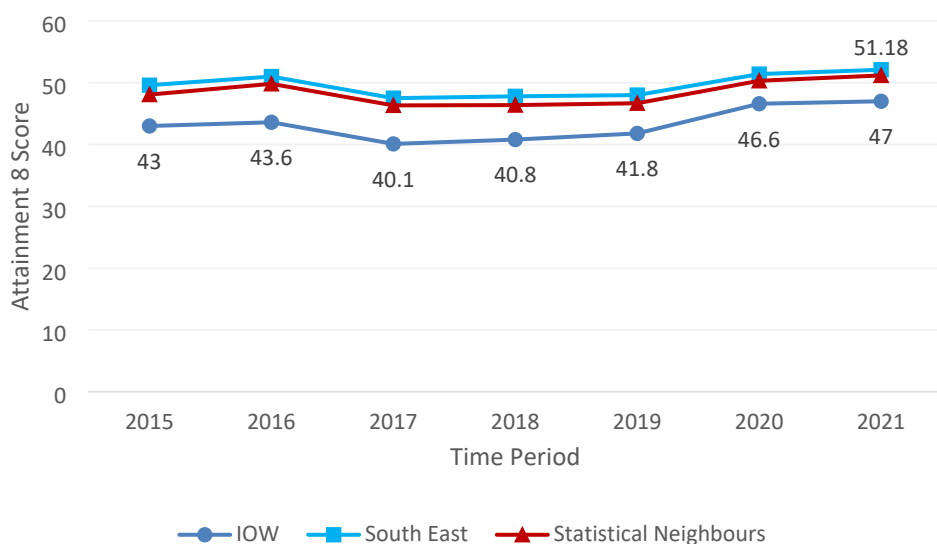
Monitoring Measure Only

Previous Status: March 2022

Monitoring Measure Only

- Chillerton and Rookley Primary school was inspected on 7th June 2022 and achieved a rating of Good, thus pushing the overall percentage of schools rated Good up to 79 from 77 in the previous quarter.
- These results include schools not categorised as either Primary or Secondary. (The Bay CE School, Medina House Schools, St George’s School, and the Pupil Referral Unit all of which are currently rated as being “GOOD” by Ofsted)

Average attainment 8 measure at Y11 when compared to other authorities



Aim: Increase in the average attainment 8 measure at Y11

UN Sustainable Development Goal: 4

Most Recent Status: TBC

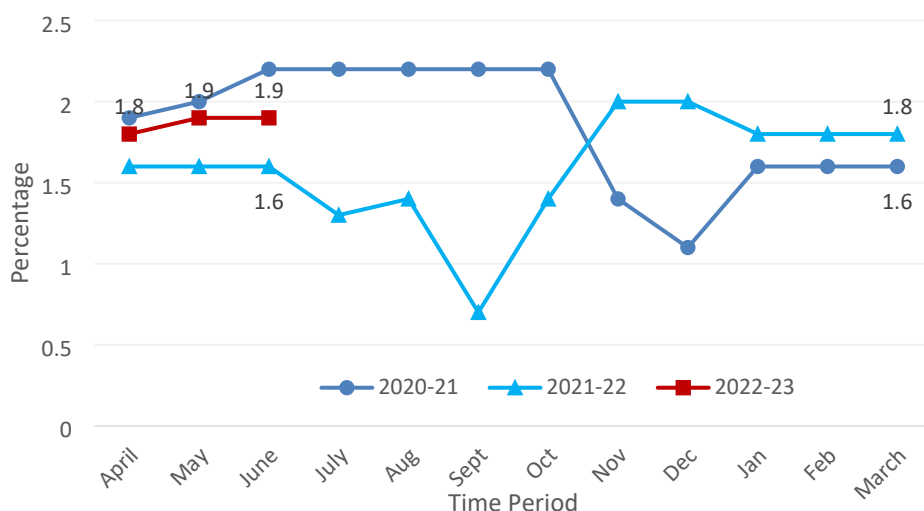
Monitoring Measure Only

Previous Status: November 2021

Monitoring Measure Only

- Due to the pandemic, the summer exams series were cancelled in 2020 and 2021 and pupils scheduled to sit GCSE and A/AS Levels were awarded either an assessment grade (based on what the school or college believed the student was most likely to achieve had exams gone ahead) or their calculated grade using a model developed by Ofqual – whichever was the higher of the two.
- The new method of awarding grades has led to a set of pupil attainment statistics that are unlike previous years – attainment statistics have increased more than would be expected in a typical year and this reflects the change in the way GCSE grades were awarded rather than improvements in pupil performance. As a result, data for these years should not be directly compared to data from previous years for the purpose of measuring student performance.
- The score for 2021 places the Isle of Wight in Quartile band D, with the national rank of 132 of 152 local authorities, though we do currently have an upwards trajectory. New figures are due to be published in November 2022

Number of post 16/17 Not in Education, Employment and Training (NEET) or Percentage of



Aim: Decrease in the percentage of Not in Education, Employment and Training

UN Sustainable Development Goal: 4

Most Recent Status: June 2022

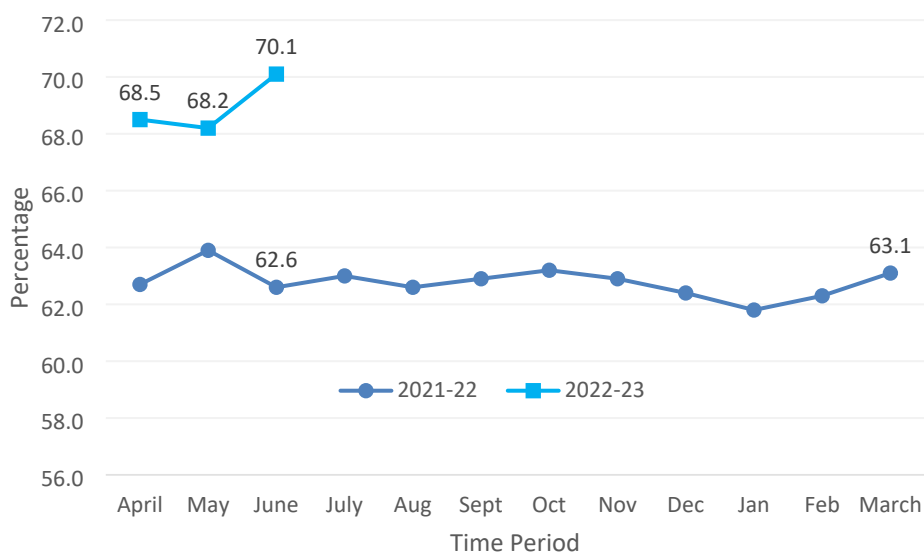
Monitoring Measure Only

Previous Status: March 2022

Monitoring Measure Only

- We are currently in line with usual expected performance, having remained consistent around 1.8/1.9 percent since January 2022.
- We are higher than at the same time last year (1.6 percent), but well below the 3.3 percent average for all English unitary authorities which represents continuing strong performance

Percentage of care leavers in education, employment, or training



Aim: Increase in the percentage of care leavers in education, employment, or training

UN Sustainable Development Goal: 4

Most Recent Status: June 2022

Monitoring Measure Only

Previous Status: March 2022

Monitoring Measure Only

- The figure has been consistently above 60 percent since April 2021 and is 7.5 percent higher than at the same time last year
- This data includes all care leavers aged over 16

Service Updates - Key Aspirations and Ongoing Business

The following activity supports UN Sustainable Development Goal 3:

Every Cabinet and Committee report is now required to include a paragraph highlighting the impact on children and young people and future generations of any Council decision made by elected members.

The Brightspots survey was completed by 34 percent of all children in care. A successful awards ceremony for children in care took place at Northwood House celebrating the achievements of children in care. The Young Inspector's Programme has re-started, and the Fostering Team have organised a BBQ for foster carers to meet each other and staff from children's social care.

The children with disability team have organised a series of Have Your Say Day activities at the start of the school holidays with more planned by each team to run in the October and February half-terms. As part of our ongoing quality assurance framework, parents and carers views are sought as part of case auditing, and parents and children's views are part of all assessments and plans within the service.

The Early Help Strategy has been updated to include the approach to respond to supporting families impacted by the pandemic. The Isle of Wight approach to its Family Hubs was cited in the Levelling Up White Paper as a model of best practice, and the regional co-ordinator service manager is seconded from the Isle of Wight to Hampshire County Council sector led improvement team to support other Local Authorities in the South East in developing Family Hubs and further enhance the island's model. In addition, funding has awarded to support covid recovery through a community grant scheme to enhance the Family Hub offer in local communities.

The Ofsted focussed visit in July noted that the resilience around families team (RAFT) works alongside children and their families to provide multi-disciplinary intervention and support. The targeted support is effective and valued by families with serious and long-standing difficulties being enabled to recognise, explore, and address the adverse impact of their parenting and behaviours on their children.

A Hampshire led peer inspection was undertaken and the final report has been published - All areas for improvement identified have been included in an updated quality improvement plan reflecting the updated self-assessment.

Hampshire will be providing capacity to implement phase three of the children's social care transformation programme on the Isle of Wight. The RAFT team continue to deliver effective interventions to enable children, identified from priority cohorts, to stay safely with their families, contributing to a stabilisation of children becoming looked after and supporting reunification for children with their families when it is safe to do so.

Reporting strategy and approach concerning IWC/HCC Data and Reporting Excellence (DARE) integration is at the development stage with the technical solution has been identified and agreed with HCC IT.

The government commissioned Care Review was published in May. The review makes several recommendations to government and provides opportunities for Local Authorities to merge some aspects of early help with social care. We are awaiting the government's response to the review, expected at the end of this year.

The following activity supports UN Sustainable Development Goal 4:

Training and guidance have been delivered to schools around recommencement of examinations this summer term as the impact of Covid on results is likely to be a big factor this year with children having very diverse experiences during Covid.

The school improvement team are now more able to visit schools and spend time in classrooms improving teaching, learning and curriculum development. It is clear from these visits that children have missed significant parts of the curriculum and that schools are going to require increased support to ensure that the curriculum is carefully sequenced to give children the opportunity to experience missed curricular experiences. This work is underway but the legacy of Covid will not be something that can be quickly rectified.

There are concerns being rightly expressed both locally and nationally about school attendance. Attendance has not returned to pre-pandemic levels yet and there is anecdotal evidence that parental expectations have

changed during the lockdown periods. The start of a new academic year gives an opportunity to reset cultural expectations around attendance and this will be a core priority in our work with schools.

The following activity supports UN Sustainable Development Goal 16:

The new Youth Council is arranging for each member to be paired with an elected member portfolio holder to attend committee and to invite them to attend the Youth Council to facilitate closer working relationships. An allocated place for a Helping Young People Engage (HYPE) member (junior and senior) is to be co-allocated onto the Youth Council to ensure the voice of children in care and care experienced young people to be heard.

Strategic Risks

Failure to improve educational attainment		
Assigned to: Director of Children’s Services		
Inherent score	Target score	Current score
16 RED	6 GREEN	10 AMBER
Previous scores		
Mar 22	Nov 21	Sep 21
10 AMBER	10 AMBER	10 AMBER
No change to risk score		

Failure to identify and effectively manage situations where vulnerable children are subject to abuse		
Assigned to: Director of Children’s Services		
Inherent score	Target score	Current score
16 RED	5 GREEN	7 AMBER
Previous scores		
Mar 22	Nov 21	Sep 21
7 AMBER	7 AMBER	7 AMBER
No change to risk score		